

[Full Access]

The Problem:

- ▶ What hidden metadata is FileMaker putting onto the clipboard?
- ▶ Each object type includes private “hidden” data intended only for FileMaker.
- ▶ Accessing and manipulating this data directly has been difficult... until now.

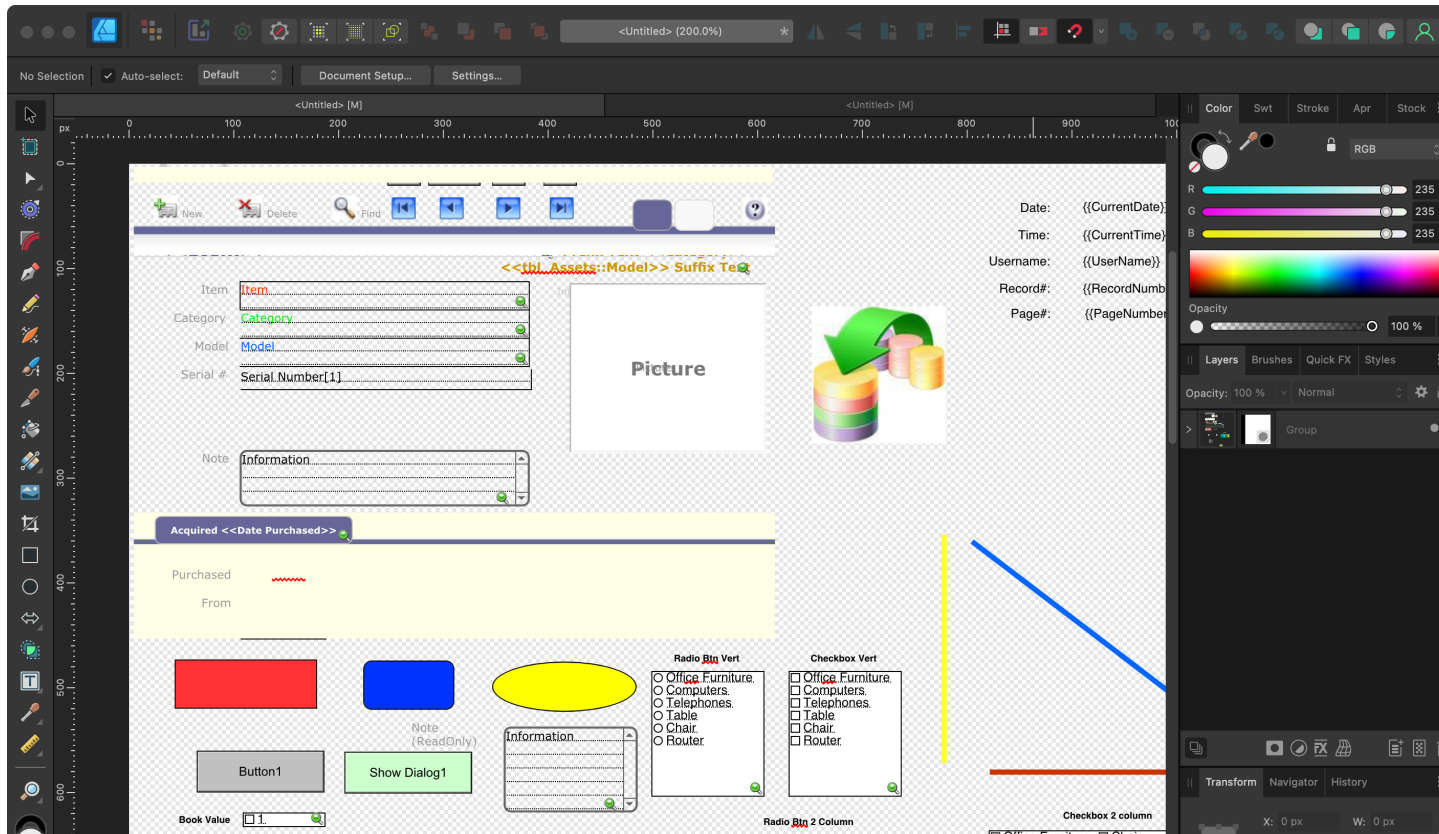


David Simpson

[Full Access]

The Problem:

- More info than you can visually see:
 - Copy a layout into Affinity Designer - what do you get?



[Full Access]

The Idea:

- ▶ It started with a conversation I had with Todd Geist at DevCon.
 - ▶ Did you know that FileMaker puts a lot of interesting info onto the clipboard?
- ▶ This conversation started my journey into exploring FileMaker clipboard objects.
- ▶ Last year, this video from Todd showed performing script generation with Anthropic Claude models.
 - ▶ Offscreen he is using some type of tool to set the clipboard.
- ▶ So I decided it would be a good idea to build a publicly available tool to help with this task.

Teaching Claude.ai about OttoFMS



proof+geist

[Full Access]



Introducing:



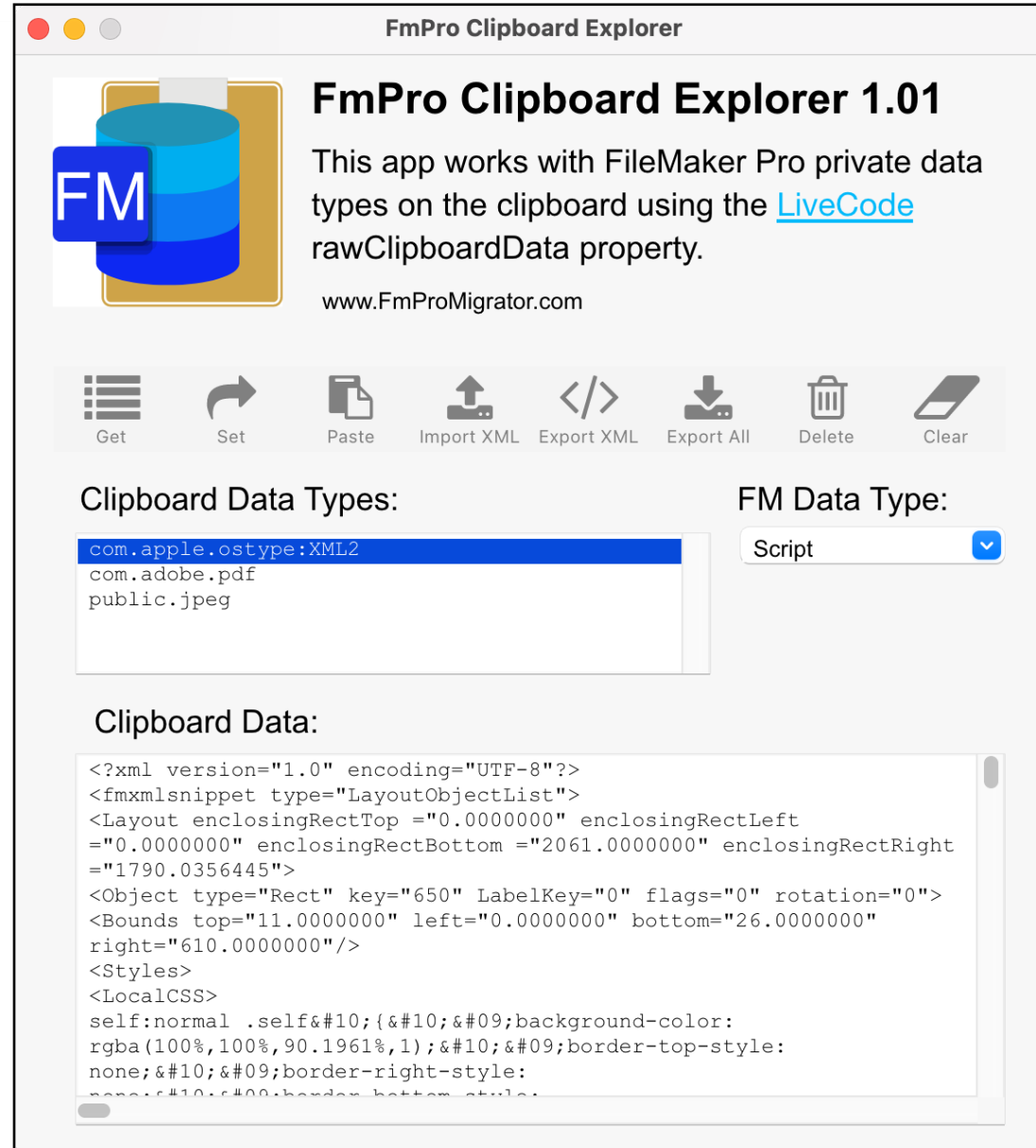
FmPro Clipboard Explorer

Unlock the FileMaker® clipboard

.com Solutions Inc.

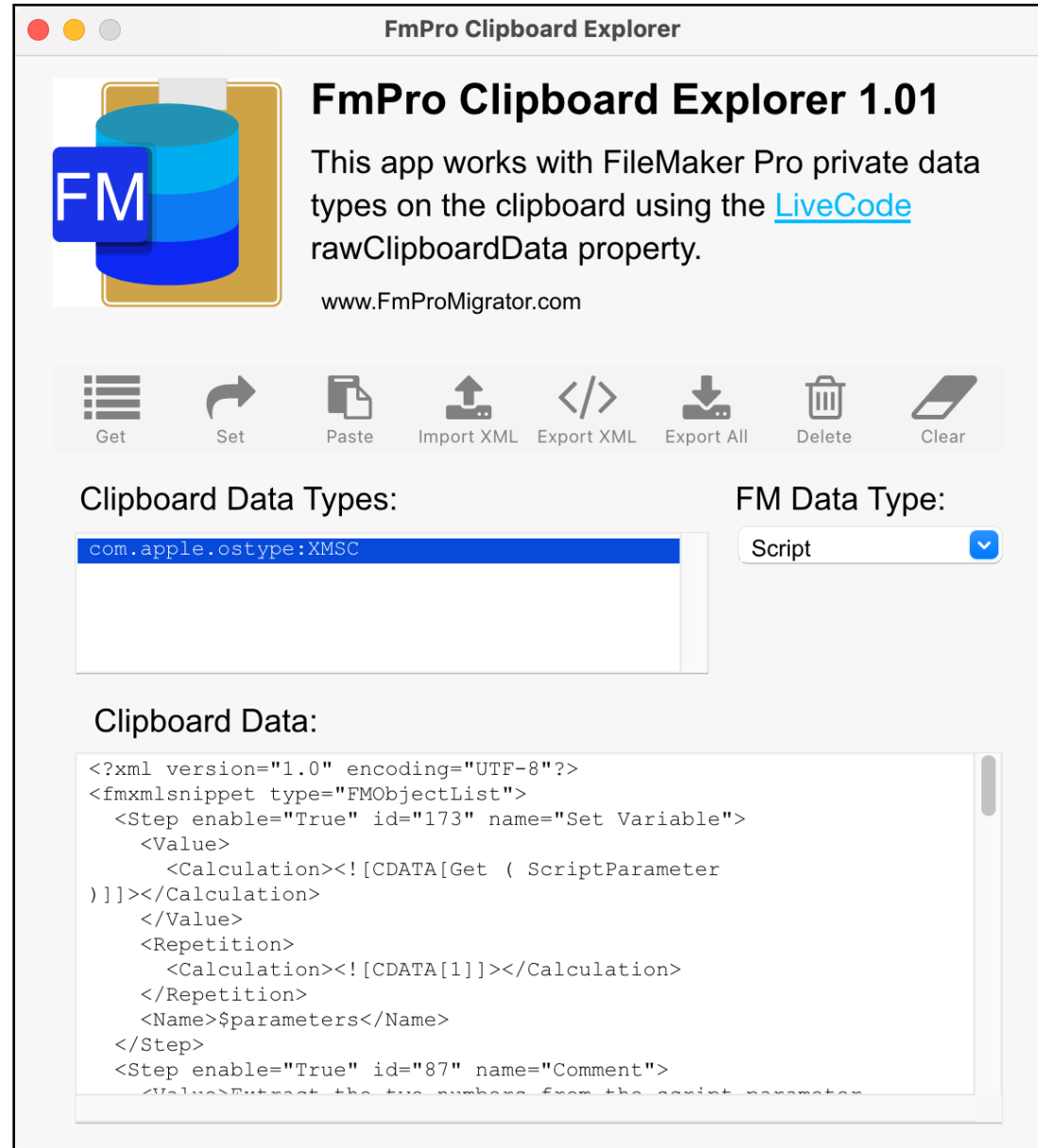
[Full Access]

Tables
Fields
Custom Functions
Value Lists
Layouts
Scripts
Script Steps



[Full Access]

Scripts



[Full Access]



LLM Generated Script:

- ▶ Copy LLM Generated XML via web or App - Paste Button or Command+V / Control+V
- ▶ Set Button or Command+C / Control+C
- ▶ Paste into Script Workspace within FileMaker

The screenshot shows a web application interface for generating FileMaker Pro scripts. On the left, a chat window displays a prompt: "create a FileMaker Pro script which adds 2 numbers together. return filmmaker script xml". The response from the LLM (Claude Sonnet 4) explains the script's functionality and provides a list of steps: 1. It expects to receive a script parameter in JSON format with two keys: "number1" and "number2". 2. The script extracts these values using JSONGetElement(). 3. It performs the addition and stores the result in a variable. 4. The script displays a dialog showing the calculation result. 5. Finally, it returns the result as a JSON object. The response also includes instructions on how to use the script, such as calling it with a JSON parameter like {"number1": 5, "number2": 10}. On the right, the generated XML code is displayed in a code editor. The XML is a FileMaker script snippet that defines a script named "FileMaker Add Two Numbers Script". It includes steps for setting variables, performing calculations, and returning the result as a JSON object. The XML code is as follows:




```
<?xml version="1.0" encoding="UTF-8"?>
<fmxmlsnippet type="FMObjectList">
  <Step enable="True" id="173" name="Set Variable">
    <Value>
      <Calculation><![CDATA[Get ( ScriptParameter )]]></Calculation>
    </Value>
    <Repetition>
      <Calculation><![CDATA[1]]></Calculation>
    </Repetition>
    <Name>$parameters</Name>
  </Step>
  <Step enable="True" id="87" name="Comment">
    <Value>Extract the two numbers from the script parameter JSON</Value>
  </Step>
  <Step enable="True" id="173" name="Set Variable">
    <Value>
      <Calculation><![CDATA[JSONGetElement ( $parameters ; "number1" )]]></Calculation>
    </Value>
    <Repetition>
      <Calculation><![CDATA[1]]></Calculation>
    </Repetition>
    <Name>$number1</Name>
  </Step>
  <Step enable="True" id="173" name="Set Variable">
    <Value>
      <Calculation><![CDATA[JSONGetElement ( $parameters ; "number2" )]]></Calculation>
    </Value>
    <Repetition>
      <Calculation><![CDATA[1]]></Calculation>
    </Repetition>
    <Name>$number2</Name>
  </Step>
  <Step enable="True" id="87" name="Comment">
```

[Full Access]



Export Data Types - Export All:

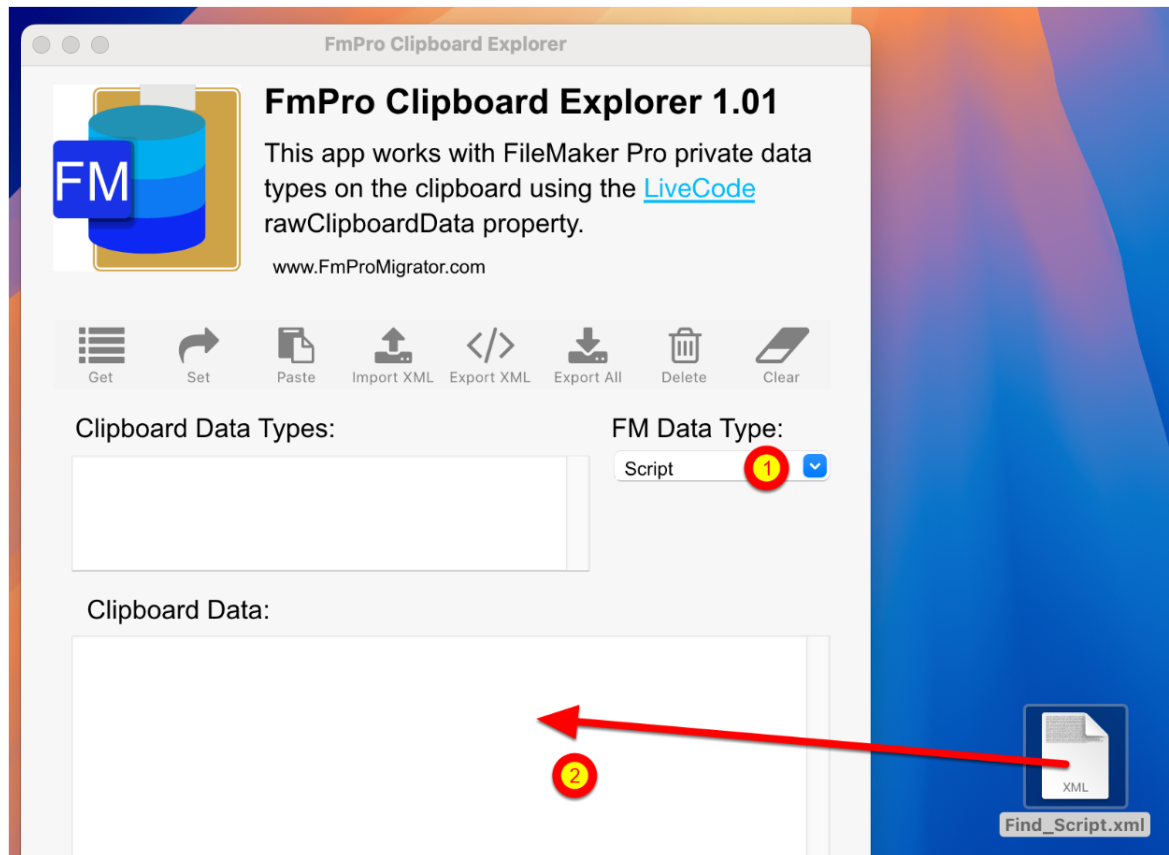
► Layout Images & XML are Exported

Layout_Export_Test				
Folder shared with File Sharing				
Name	Date Modified	Size	Kind	
 Assets_.jpeg	Today at 1:25 PM	801 KB	JPEG image	
 Assets_.pdf	Today at 1:25 PM	161 KB	PDF Document	
 Assets_.xml	Today at 1:25 PM	3.2 MB	XML Document	

[Full Access]

Drag & Drop XML Import:

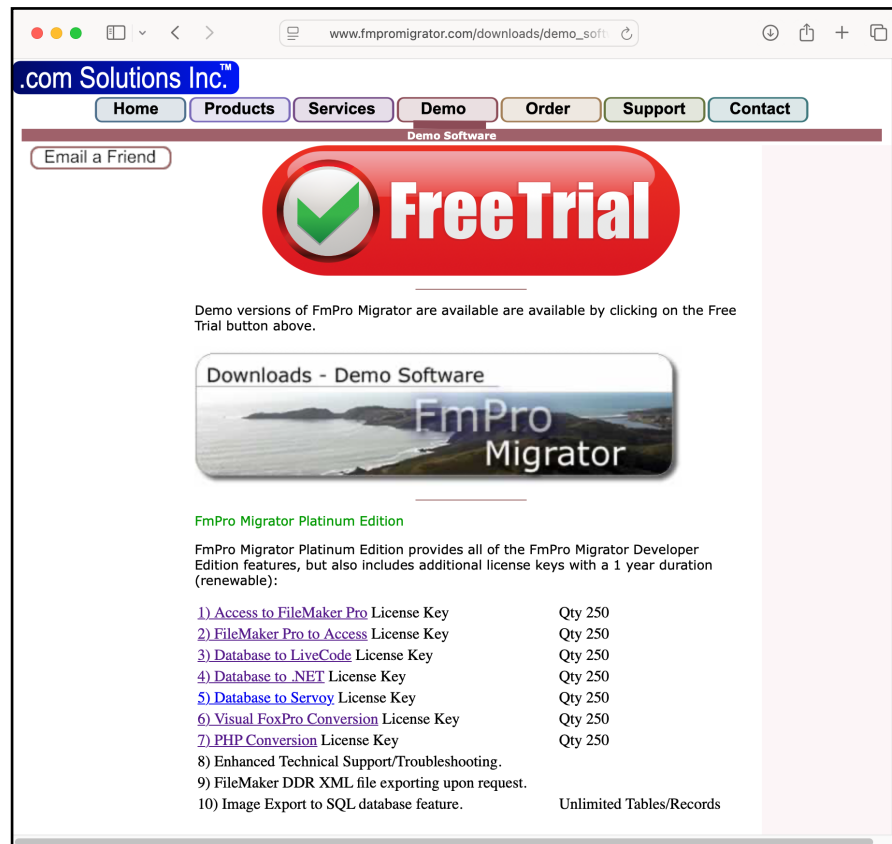
- ▶ Select the FM Data Type Menu Item
- ▶ Drag & Drop the XML File onto the Clipboard Data Field



[Full Access]

Downloading:

► www.FmProMigrator.com/downloads/demo_software/index.html#fce



[Full Access]



Downloaded Files (macOS):

FCE_macOS_Folder				
Folder shared with File Sharing				
Name	Date Modified	Size	Kind	
com.dotcomsolutionsinc.widget.buttonbar.zip	Aug 29, 2025 at 11:01 AM	119 KB	ZIP archive	
FmPro Clipboard Explorer 1.01.dmg	Yesterday at 2:02 PM	16.4 MB	Disk Image	
FmPro Clipboard Explorer Manual.pdf	Yesterday at 12:32 PM	4.3 MB	PDF Document	
FmPro_Clipboard_Explorer_101fc1.livecode	Aug 29, 2025 at 8:08 PM	58 KB	LiveCode Stack	
icon	Aug 29, 2025 at 11:44 AM	--	Folder	
FCE_icon_1024_1024_01.afdesign	May 7, 2025 at 1:09 PM	29 KB	Affinity Openable	
FCE_icon_1024_1024_01.icns	Jul 1, 2025 at 6:55 AM	99 KB	Apple icon image	
FCE_icon_1024_1024_white_bkgd_01.afdesign	May 9, 2025 at 1:10 PM	30 KB	Affinity Openable	
FCE_icon_1024_1024_white_bkgd_01.png	May 7, 2025 at 1:31 PM	33 KB	PNG image	
FCE_icon_1024_1024_white_bkgd_01.svg	May 7, 2025 at 1:15 PM	4 KB	SVG	

[Full Access]



Downloaded Files (Windows):

FCE_Windows_Folder				
Folder shared with File Sharing				
Name	Date Modified	Size	Kind	
com.dotcomsolutionsinc.widget.buttonbar.zip	Aug 29, 2025 at 11:01 AM	119 KB	ZIP archive	
FmPro Clipboard Explorer 1.01.zip	Yesterday at 2:08 PM	10.1 MB	ZIP archive	
FmPro Clipboard Explorer Manual.pdf	Yesterday at 12:32 PM	4.3 MB	PDF Document	
FmPro_Clipboard_Explorer_101fc1.livecode	Yesterday at 11:34 AM	58 KB	LiveCode Stack	
icon	Aug 29, 2025 at 11:44 AM	--	Folder	
FCE_icon_1024_1024_01.afdesign	May 7, 2025 at 1:09 PM	29 KB	Affinity...enable	
FCE_icon_1024_1024_01.ico	Jul 1, 2025 at 6:55 AM	41 KB	Windo...n image	
FCE_icon_1024_1024_white_bkgd_01.afdesign	May 9, 2025 at 1:10 PM	30 KB	Affinity...enable	
FCE_icon_1024_1024_white_bkgd_01.png	May 7, 2025 at 1:31 PM	33 KB	PNG image	
FCE_icon_1024_1024_white_bkgd_01.svg	May 7, 2025 at 1:15 PM	4 KB	SVG	

[Full Access]

LiveCode Stack - Source Code

The screenshot displays the LiveCode IDE interface. The title bar indicates the file path: `stack "/Users/dsimpson/FmPro Clipboard Explorer/FmPro_Clipboard_Explorer_101fc1.livecode" - Code Editor (editing)`. The interface includes a toolbar with 'Apply', undo, redo, and run buttons. A search bar at the top contains the text `getClipboardDataTypes`. On the left, a file explorer pane lists various functions, with `getClipboardDataTypes` selected and highlighted in blue. The main editor area shows the source code for this function, which is a stack of code blocks. The code includes comments in green and uses various LiveCode commands like `end`, `on`, `local`, `lock`, `put`, `unlock`, and `set`. The bottom of the window features a search bar with the text 'Find:' and navigation buttons for 'Next', 'Previous', 'Match Case', and 'More..'. The code in the editor is as follows:


```
92 end dragDropXML
93
94 on getClipboardDataTypes
95   -- Read the contents of the clipboard using rawClipboardData, put into
96   -- Note: The cProp of data types gets cleared.
97   local tClipboardTypes, tClipboardDataType, tError, tRawClipboardData
98
99   lock the clipboard
100  put empty into field "clipboard_data_types_fld" of card "main"
101  put empty into field "clipboard_data_fld" of card "main"
102  put the keys of the rawClipboardData into tClipboardTypes -- works with
103  unlock the clipboard
104  put tClipboardTypes into field "clipboard_data_types_fld" of card "main"
105
106  -- clear existing cProp
107  set the customKeys["StoredClipboardData"] of card "main" to empty
108
```

[Full Access]




LiveCode Standalone Builder


Standalone Application Settings for FmPro_Clipboard_Explorer_101fc1.livecode - Mac




General




Stacks




Copy Files




Inclusions




Mac




Windows




Linux




iOS



Android



Web



Bug Reports

Build for: ☒ macOS Intel ☒ macOS Apple

Application Icon:

Use None



Choose...

Document Icon:

Use None

Choose...

Icons to display on ask and answer dialogs

Application Icon:  Small Application Icon: 

PLIST

☒ Enter the information and have LiveCode write the PLIST file for you

☐ Choose a PLIST file to import into the application bundle

Name: Document Type:

Signature: Document Extension:

Version Information

Short Version: Long Version:

Get Info String:

Copyright Notice:

Bundle Identifier:

[Full Access]

Questions?

Contact Info:

David Simpson

www.FmProMigrator.com

.com Solutions Inc.
www.FmProMigrator.com



FmPro Clipboard Explorer

Unlock the FileMaker® clipboard

Get, Set, Import, and Export Private Clipboard Data Types Used by FileMaker.

Free

www.FmProMigrator.com macOS & Windows